

FREE
COPY

WOOD MEETS COLOUR

TIPS FOR WOOD ENTHUSIASTS

.....
**140 YEARS' OSMO WITH
PASSION FOR WOOD
AND FINISH**
.....

**FOR KITCHEN
WORKTOPS: TOPOIL
IS FOOD SAFE**
.....

**THE ROSE-COLOURED
RENAISSANCE**
.....



CONTENTS

04

**140 YEARS' OSMO
WITH PASSION FOR
WOOD AND FINISH**



08

OSMO WORLDWIDE

A selection of projects in which Osmo products were used.



06



**“WOOD IS THE BUILDING
MATERIAL OF THE FUTURE.”**

Interview with Christian Cordes,
Managing Director at Osmo

18

**THE ROSE-
COLOURED
RENAISSANCE**

Creativ-Flooring: high
time to rediscover this
wonderful colour.



CREDITS

PUBLISHER

Osmo Holz und Color GmbH & Co. KG
Affhüppen Esch 12/D-48231 Warendorf
Telefon +49 (0)2581/922-100
Telefax +49 (0)2581/922-200
info@osmo.de, www.osmo.de/en

EDITORS

Martina Brüffer, Thomas Billermann
PHOTOS
Osmo, Shutterstock,
Zuckermonarchie: felixmatthies.com

© 2018 GB 1.0 Technical modifications and delivery rights reserved. Measurements, prices and illustrations are subject to change. Although we check our catalogue thoroughly, we cannot completely rule out the possibility of printing mistakes. The colour tones shown in the brochure are non-binding. In the interest of product development and improvement we reserve the right to technically modify products.



15

ARCHITECTURE AND NATURE IN SYMBIOSIS

Award-winning timber house Under Pohutukawa fully protected thanks to Osmo Polyx®-Oil



12

THE NEW OSMO KITS



22



EASY WHEN YOU KNOW HOW! VIDEOS SHOW WHICH STEPS TO TAKE



14

THIS IS HOW YOU PROTECT KITCHEN WOODWORK

Care tips for wooden worktops in the kitchen



10

IN ANTICIPATION FOR SPRING

Prepare your decking and garden furniture for the first rays of sunlight

13

TOPOIL: THE NATURAL HERO FOR EVERY DAY



140

YEARS' OSMO WITH PASSION FOR WOOD AND FINISH

When competence and passion come together, something wonderful is created. Perhaps this is the secret of the family-run company that brought it from a small timber trader in the hills of the Sauerland region to a global player and specialist for wood and finishes. Osmo is now celebrating its 140th year of existence.

That means 140 years' experience coupled with limitless ingenuity, craft competence and modern design ideas.



1978

Osmo develops first microporous wood finish

Consumers desire a colourful, low-maintenance and modern world. But, lacquers rob wood of its natural ability to breathe; they crack and flake. At Osmo, they will not settle for this. With Wood Wax Finish Clear Extra Thin, the developers reach a breakthrough with a first microporous finish; then Wood Wax Finish, Polyx®-Oil and Country Colour followed. The idea spread quickly: now wood as the trusted building material is match for the modern demands for care and colourfulness.

SNAPSHOTS FROM 140 YEARS' WOOD AND FINISH

1878

The best wood for elegant villas

Germany experiences a never-seen-before construction boom. In growing cities, factories and simple houses emerge along with elegant Victorian villas – and all this requires wood, simple timber and elegant Oak flooring. Popular was seasoned timber of the best quality: wood from Osmo, a timber and building material trader in heavily wooded Neheim.

2018

Wood and finish from Osmo conquer the world

Sustainability and healthy living have come into focus. Timber architecture is experiencing a renaissance; microporous wood finishes made of natural oils and waxes have in the mean time become the rule. Osmo supplies from Germany to architects, timber traders and consumers on six continents. It remains the only company that coats its wood products with finishes out of its own development and production.



„WOOD IS THE BUILDING MATERIAL OF THE FUTURE“



Christian Cordes, Managing Director at Osmo

THE 21ST CENTURY HAS OPENED WOOD AS A BUILDING MATERIAL TO NEW PERSPECTIVES THANKS TO INNOVATIVE SURFACES AND PRODUCTION METHODS. OSMO MANAGING DIRECTOR CHRISTIAN CORDES DARES A FORWARD VIEW AND TALKS ABOUT TRENDS AND CHALLENGES OF THE FUTURE.

IS THERE ANYTHING FROM THE BEGINNINGS OF OSMO THAT STILL APPLIES TODAY?

The love for wood as a work material. It was the foundation of success in the first years and decades, and today I still consider it the basis for all our activities. The product portfolio has widened, the applications have become more specific and the markets more global. But at the core, it is always about processing and surfaces made for wood. This is the basis for our quality promise and good reputation.

VERTO:
VARIABLE IN
WIDTH AND
THICKNESS



1978

Wood Wax Finish Clear Extra Thin
Osmo develops the first brushable wax



1980

Wood Wax Finish
Development of the first generation of oil-and-wax-based finishes



1983

Natural Oil Woodstain
Osmo develops a long-term oil-based wood protection for the exterior



1985

One Coat Only HS^{PLUS}
Development of the first high solids wood stain



1997

Polyx[®]-Oil
Osmo creates a unique combination of oils and waxes



**MODERNE
LOOK: PURE**

WHAT IS MORE IMPORTANT FOR OSMO, WOOD OR FINISHES?

Most important is the connection of both, just like our slogan says: Wood meets colour. Wood is a vibrant, breathing work material with very specific needs for care and protection. We fine-tune our finishes for wood, sometimes even for individual wood species and application areas. In this business, we are nobody's fool. We are the only producers who coat their products with wood finishes out of their own development and production. This is what our customers appreciate worldwide.

WHAT ROLE WILL WOOD PLAY IN THE ARCHITECTURE OF THE FUTURE?

A really big one. Wood is considered the building material for tomorrow and the day after. It has a low impact on the environment, insulates well and creates good air quality, which creates a comfortable environment at home – as long as it is coated with microporous finishes.

AND WHAT WILL THE WOOD PRODUCTS OF TOMORROW LOOK LIKE?

The trends are heading in different directions. On the one hand, architects and designers like to emphasize the natural character of wood. The material should look as raw as possible. Our Polyx®-Oil Effect Natural follows this trend or also our floorboards with rough sawn or aged textures. On the other hand, bold colours or metallic effects are used to create strong accents, often in contrast to a natural wood look.



**PURE:
INVISIBLE
FIXATION**

THE DESIRE FOR PERSONAL HOME DESIGN IS BECOMING EVEN GREATER. HOW WILL OSMO MEET THIS DEMAND?

We offer our customers the right balance between handcrafted, custom-made products and industrial goods. Because we primarily manufacture and finish our products in our own facilities in Warendorf and Münster, we can make individual wishes affordable. Concepts, such as Creativ-Flooring with its numerous choices of wood type, colour and surface texture, head in this direction.



1999

Decking-Oil
Larch-Oil and Bangkirai-Oil
are developed as specialty oils
for decking.

2003

TopOil
With TopOil Osmo has
developed food-safe surface
finishes for kitchen worktops.

2004

Uviwax®
Development of a clear
protection against yellowing
for softwoods

2009

UV-Protection-Oil
Osmo develops a clear UV
protection for the exterior

2010

Anti-Slip Decking Oil
A non-slip surface finish to
complete the Decking-Oil range

2017

UV-Protection-Oil Tints
Last year Osmo introduced
UV-Protection-Oil in a
tinted version

OSMO WORLDWIDE

MADE IN GERMANY – APPRECIATED ON SIX CONTINENTS.

HERE IS A SMALL SELECTION OF PROJECTS IN WHICH OSMO PRODUCTS WERE USED.



England – Olympic park aquatics centre

For both the interior as well as timber roof soffit and cladding, Osmo develops a custom-made grey-silver effect colour tone.




Germany – Indoor play centre Kettler Hof

In the indoor play centre, Osmo Polyx®-Oil Original and Polyx®-Oil Tints protect natural wood flooring against everyday wear and tear.



SIMPLY THE BEST FOR WOOD. EVERYWHERE.

There are several things that differentiate countries around the world: people speak English, Russian or Japanese, or eat rice, potatoes or sweetcorn. However, sometimes it is the same everywhere. The appreciation of wood, for example, for houses and furniture, cladding and flooring, temples and airports. And everywhere, wood needs protection, which allows it to breathe and preserves its natural properties. Best made of natural waxes and oils. Best from Osmo.



Chile – UC Innovation Center

The atrium of the award-winning UC Innovation Center in Santiago, Chile was finished with two coats of Polyx®-Oil Original 3032 Clear Satin.






Norway – Oslo airport

At Oslo Airport, Polyx®-Oil Original was applied in order to protect the surface of the Oak strip flooring.



Estonia – Tallinn concert hall

The flooring in this beautiful concert hall in Tallinn was first coated with Wood Wax Finish Clear Extra Thin and then with Polyx®-Oil Original.



China – Harbin Grand Theatre

The Harbin Grand Theatre is the most important cultural amenity in Heilongjiang Province, China. Thanks to Osmo, all the interior wall panels and ceiling are optimally protected with Osmo Polyx® -Oil Original 3062 Clear Matt.



Slovakia – Hotel Kempinski

The front of this magnificent hotel in the High Tatras was decorated with our Country Colour. The surface finish is especially weatherproof, so the wood is optimally protected against the extreme weather conditions high up in the mountains.



Australia – Nando's

The wooden flooring, wall and ceiling panelling at this Nando's restaurant near Perth were treated with Polyx®-Oil Original 3032.





IN ANTICIPATION FOR SPRING

ALSO YARNING FOR THE LONGER, WARMER DAYS TO COME? SO YOU CAN ENJOY THE BEST TIME OF THE YEAR TO THE FULLEST, WE HAVE COMPILED A CHECKLIST FOR YOU. THAT WAY AS SOON AS SPRING BEGINS, YOU WILL BE PREPARED.



*Our brochures with all
products and lots of
information*




SO YOU ARE WELL-PREPARED FOR THE FIRST RAYS OF SUNLIGHT:

- > **Clean decking:** this can be done much faster before furniture and plants are placed. For light dirt and stains, simply add Osmo Decking Cleaner to mop water. Apply with Osmo Decking Cleaning Brush, rinse and finished! Re-oiling is not necessary after every cleaning – but looks better in springtime. If the timber has greyed, Wood Reviver Power-Gel helps.



- > **Switch colours around:** colour accents add life to a garden. Think of colours you like. Would you prefer a pale green or is lush red better? Personalize your garden design with furniture, privacy fencing and accessories in the colour of your choice. Change things up!



Osmo Country Colour in the colour of your choice. Available with order amounts as little as 2.5 litres per colour.



- > **Refresh garden furniture:** Osmo Wood Reviver Power-Gel also makes greyed garden furniture look new again. Osmo Teak-Oil Spray is really practical when used to treat chairs and tables with lots of curves, edges and corners. Both are included in Osmo Garden Furniture Maintenance Kit.



Osmo Decking-Oils are available in various colours. The choice is yours.



NEW

Maintenance Kit for Stairs: Wash and Care cleaning concentrate 250 ml, Maintenance Oil clear 200 ml, two Easy Pads, polishing pad and care instructions.



EVERYTHING YOU NEED IN ONE PLACE

If you like to get your work done fast, then you are going to love Osmo maintenance kits. With these kits, you have everything you need for cleaning and care in reach. This saves a lot of time. These high quality tools and materials – tested and chosen by Osmo experts – guarantee an effortless workflow.

OUR MAINTENANCE KITS FOR YOU:

- > Maintenance Kit for Stairs
- > TopOil Surface Kit
- > Oil Finish Application Set
- > Maintenance Kit for Floors

THE NEW OSMO KITS

Oil Finish Application Set: one Hand Pad Holder 85 x 135 mm, incl. hook and loop fastener, two Oil Finish Application Fleeces 95 x 155 mm, roller tray with ridged area 22 x 20 cm, three tray inserts.



TopOil Surface Kit: TopOil clear matt 500 ml, Spray Cleaner 500 ml, Hand Pad Holder, Oil Finish Applicator Fleece, buffing fleece and care instructions.



Maintenance Kit for Floors: Wash and Care cleaning concentrate 1 L, Liquid Wax Cleaner Spray 400 ml, three cloths and care instructions.



TOPOIL: THE NATURAL HERO FOR EVERY DAY

TopOil is our hero for wood surfaces that routinely come in contact with moisture – and for those who place high priority on food safety.

- *WIPEABLE WITH A DAMP CLOTH
- *SPOT REPAIRS POSSIBLE
- *WILL NOT CRACK, FLAKE, PEEL OR BLISTER

- *REPELS DIRT
- *REPELS WATER
- *RESISTANT TO WINE, BEER, COLA, COFFEE, TEA, FRUIT JUICES AND MILK

- *FOR KITCHEN FURNITURE
- *FOR KITCHEN WORKTOPS
- *FOR CHILDREN'S TOYS
- *FOR FURNITURE SURFACES

- *FOOD SAFE
- *SAFE FOR HUMANS, ANIMALS AND PLANTS

- *CLEAR: ENHANCE WOOD GRAIN
- *NATURAL: LOOKS LIKE RAW WOOD
- *ACACIA: DARKER, MORE ELEGANT WOOD COLOUR
- *OR AS A CLEAR TOP COAT ON WOOD WAX FINISH



THIS IS HOW YOU PROTECT KITCHEN WOODWORK

WOODWORK ADDS A TOUCH OF COSINESS TO ANY KITCHEN. BUT, ARE WORKTOPS, FURNITURE AND DINING TABLES MADE OF WOOD REALLY SUITABLE FOR EVERYDAY LIFE? OF COURSE – WITH THE RIGHT CARE AND PROTECTION.



1. The basis: TopOil repels water and dirt. For the first coat, apply TopOil thinly along the wood grain to the raw, finely sanded wood. For this, you can use the Oil Finish Applicator Fleece or the Osmo Hand Pad Holder. Allow to dry overnight for at least 8-10 hours. Repeat the application two times. For cabinet and drawer interiors, one coat is enough.

2. Cleaning: Surfaces treated with TopOil can be wiped down with a damp cloth. You can clean these surfaces with clear water or Osmo Spray Cleaner. This care product was developed specifically for oiled and waxed wood surfaces. It preserves and regenerates the protective TopOil surface finish. Do not use aggressive household cleaners as these can damage the oil finish.

3. Removing stains: Stubborn dirt and stains are easily removed with help from Osmo Liquid Wax Cleaner. When applied directly to the surface, this product cleans and regenerates the wood surface more intensively than Osmo Spray Cleaner.

4. Refreshing: To refresh the surface every now and then, apply TopOil to the clean surface thinly. One coat is enough. Dents, scratches and other small damages can be removed beforehand with sandpaper.



**GOOD FOR YOUR HEALTH
TOPOIL IS FOOD SAFE**

Kitchen furniture comes into contact with food all of the time. Therefore, the need for such surfaces to meet health standards is particularly high. TopOil has been subjected to the strenuous testing procedures described in Euro Norm 1186, part 5/14. This regulation is especially relevant for food packaging. TopOil was approved without any restrictions. What does this mean for you? With a dried TopOil surface, you can rest assure that when the surface comes into direct contact with food, no substances are released that will change the taste, smell or look of food or even harm your health.



ARCHITECTURE AND NATURE IN SYMBIOSIS

AWARD-WINNING TIMBER HOUSE UNDER
POHUTUKAWA FULLY PROTECTED THANKS
TO OSMO POLYX®-OIL





For the realization of their project, they commissioned the South African husband-and-wife architect team Lance and Nicola Herbst. Both of them had already made a name from themselves in New Zealand with beach properties on Great Barrier Island. But, Under Pohutukawa should be more than a mere beach house – namely a fully functional residential home in every detail and habitable year-round. As an excellent example of modern timber architecture, it has been won numerous awards and gained worldwide recognition.

Like a deeply appreciative bow to the beauty of nature, the house Under Pohutukawa appears on the coast, which was erected west of Auckland by the architects Lance and Nicola Herbst. As an excellent example of modern and complex timber architecture, it has been awarded numerous prizes. To protect the timber indoors, the architects selected Osmo Polyx®-Oil.



The surrounding forest pervades throughout the house: the living room is nestled under a canopy of Pohutukawa trees which allows sunlight to dapple through. The glassed roof and curtain walls allow unobstructed views of the outdoors. The timber truss resembles forks in a tree, and the bedrooms open out either to flat ground or tree crowns.

With the beach house Under Pohutukawa, the homeowners have fulfilled a dream. Here in Piha, one of the most breathtaking stretches of coastland near the New Zealander metropole Auckland, they wanted to create for themselves and their adolescent children a weekend getaway that combines high architectonic demands with respect for nature.



The last journey of the Maori A legend from the indigenous people tells how a Pohutukawa tree rescues the souls of the deceased. At Cape Reinga, the northernmost tip of North Island, where the Tasman Sea roars wildly, stands an ancient, solitary Pohutukawa tree, to where, one says, all souls travel. From the tree down, they plummet into the ocean to embark on their last journey to Hawaiki, the ancestral homeland.



POLYX®-OIL PROTECTS EUCALYPTUS FLOORING

While the house exhibits vast openness, the architects, however, gave particular attention to maintaining an ecological footprint that is as small as possible. The house is not immensely large, and for the building materials extra attention was given to environmental friendliness. The house should not only integrate with the landscape, but yield to it. Lance Herbst explains why, “For the home to exist, it would require the destruction of a number of trees. To do this, we looked to the trees and cut as few as possible. Still, for some in New Zealand this was a serious issue...”

The preferred building material was timber, both inside and out. This not only optically fits into the Pohutukawa forest well, but it is also one of the most eco-friendly building materials available. For the plank flooring, Eucalyptus wood was used, which forms a stunning contrast to the dark wall paneling made of Cedar. Also the furniture was made of Eucalyptus or other lightly coloured woods.

Almost the complete interior of the house was treated with Osmo products, in particular Polyx®-Oil Original 3032 Satin. Polyx®-Oil retains the natural characteristic of wood and allows it to breathe. At the same time, it facilitates wood care and maintenance, and protects effectively against dirt and moisture. Due to the fact that it is based on natural oils and waxes, excellent for the living environment and eco-friendly, it became the prime choice to implement the architects’ idea of a modern timber house that at the same time, fulfils the clients’ requirements, stands out architecturally and is gentle on the environment.

THE POHUTUKAWA TREE

For New Zealanders, a Pohutukawa is not just any tree. It is symbolic of the beauty and uniqueness of the island nation. Its wood is as hard as iron, its crown round and lush, and at Christmas – summer in New Zealand – thanks to countless blossoms, it transforms into a red fireball. The name “Pohutukawa” originates from the indigenous people, the Maori. For them, the tree is holy and shrouded in numerous legends.

Again and again, large groves of Pohutukawas on the North Island of New Zealand are threatened by deforestation, pests and the housing boom so that today, it has become even more important to protect the still existing numbers of trees. Therefore, Under Pohutukawa is considered a role model for modern architecture that respects nature and lives in symbiosis with it.



Two main islands largely make up New Zealand.
Auckland is the largest urban area on the North Island.
The coast west of Auckland is famous for its pristine beaches and lush vegetation.

THE ROSE-COLOURED RENAISSANCE



Our choice of pastel colours



It is the colour of gentle clouds in dawn's morning light; the colour of traditional rose varieties. Rose, airy, vibrant, optimistic. It is high time to rediscover this wonderful colour.

The spectrum of rose colours is gigantic, stretching from a soft pink shimmer to almost brown shades and on to cooler mauve.

Rose is a colour for connoisseurs: just like a well-orchestrated meal, it comes down to the right ingredients and combinations.

Rose-coloured flooring does, however, enjoy a long, honourable tradition: as marble or terrazzo flooring on Venetian palazzi, for example. Wooden flooring in shades of rose, on the other hand, is a real rarity.

With Creativ-Flooring in Rose, Osmo fills this gap. With these factory-finished, coloured flooring, the wood grain stays visible and the warm colour of the wood mixes with the rose colour to create an attractive total appearance.



Wood species (L-R): Oak rustic, Oak knotty, Spruce, Pine, Larch

Surface textures (L-R): smooth, brushed, aged, rough sawn, scraped

ANYTHING BUT ROSE? THEN, CHOOSE ONE OF 5,400 POSSIBILITIES.

Osmo Creativ-Flooring is the choice for people who want to take interior design in their own hands. In the Osmo production facilities, the floorboards are produced, coated and made ready for installation – and just the way you want. You have the choice of five wood species, five surface textures, various colours and effects as well as four gloss levels. Let your imagination run free.

YOUR CHOICE:

- > **5 Wood species:** Oak, Ash, Spruce, Pine, Larch. For pastel colours, Spruce, Pine and Larch are best-suited
- > **5 Surface textures:** sanded, brushed, aged, rough sawn or scraped
- > **30 Colours:** 10 natural, 10 pastel, 5 bold colours and 5 grey tones
- > **3 Effects:** White, Gold and Silver
- > **4 Gloss levels:** matt, semi-matt, satin or gloss

**TRAVEL TIP IN HAMBURG:
CAFÉ ZUCKERMONARCHIE**



Around the corner from the famous red light district Reeperbahn with its excess of pink and plastic, Café Zuckermönarchie offers elegant cream cakes and tarts in a stylish ambient with a touch of rose. Capture a first few glimpses at www.zuckermönarchie.de



Foto: felixmatthias.com



INTERIOR DESIGNS IN ROSE

Rose-coloured flooring adds a unique atmosphere to any room. Regardless of whether in the living room or bedroom, in the entrance area or study: the colour rose gets noticed. Depending on the design style, the effect can however vary dramatically.

Industrial look

Brick walls, pipework and rose-coloured flooring. This is what trendy locations in New York look like, and maybe also your cool industrial loft.

Minimalist elegance

Rose flooring, brass bedframe and clothes racks – and the designer bedroom is finished. This style works in all rooms where you can forgo all lush furnishings.

Romantic

Of course, Creativ-Flooring harmonizes well with decorative plasterwork and antiques. Touches of white and gold complete the look. Just avoid clutter!

Strong contrasts

A simple, square-edged, grey interior combined with rose-coloured flooring adds a bold effect to the design of foyers, lobbies, grand corridors or even offices.





Tip: Mix Osmo Wood Wax Finish colour tones to create your choice of colours – add colour to shelving and accessories so they suit the design of your flooring.

ROSE-COLOURED FLOORING: 3 BASIC DESIGN RULES

1. Less is more.

The less furniture, the stronger the effect is. On rose-coloured flooring, single dark antiques or simple white furniture look best.

2. Limit colours.


Furniture and accessories in white or less noticeable, subdued colours round up the harmonious image. Bright and colourful is taboo.

3. Leave room for a smile.

Rose is not a colour to be taken seriously. Slight breaks in style or whimsical touches create a relaxed, more casual feeling.



Clever colour combinations with shades of rose create a well-balanced appearance.



EASY WHEN YOU KNOW HOW! VIDEOS SHOW YOU WHICH STEPS TO TAKE



Applying Osmo products is easy.
You can now see it for yourself online.

On the Osmo website and YouTube channel, you will find videos which are approximately two minutes long and show how to apply Osmo products. In these brief yet precise videos, you will be explained in step-by-step instructions what you need to do and what to watch for.

To start off, application videos demonstrate how to apply different versions of Polyx®-Oil. To watch the instructional videos, simply click onto Video Library at www.osmo.de/en and then choose the product of your choice, or check out our YouTube channel www.youtube.com/user/osmotv/videos

Have fun watching!

www.osmo.de/en or
[www.youtube.com/
user/osmotv/videos](http://www.youtube.com/user/osmotv/videos)



▶ || 🔊 0:17



OUR BROCHURES



FLOORING: OPTIMAL PROTECTION

Instructions and tips for the care of your valuable wooden flooring. In addition you will also find out how to colour flooring, to carry spot repairs and how to re-oil floors.



NATURAL WOOD FINISHES

An overview of our natural wood finishes for indoor and outdoor areas.



FLOORING CLEANING AND CARE

Brief and to the point: the most important details about wooden floor care.



WOODEN FLOORING

The whole range of solid wood flooring, Creativ-Flooring and Renovation Planks.



Bring ideas home
Visit us online:
www.osmo.de



Bring even more Ideas home

VISIT US ONLINE
WWW.OSMO.DE



Osmo Holz und Color GmbH & Co. KG
Affhüppen Esch 12/D-48231 Warendorf
Telefon +49 (0)2581/922-100
Telefax +49 (0)2581/922-200
info@osmo.de, www.osmo.de/en

© 2018 GB 1.0 Technical modifications and delivery rights reserved. Measurements, prices and illustrations are subject to change. Although we check our catalogue thoroughly, we cannot completely rule out the possibility of printing mistakes. The colour tones shown in the brochure are non-binding. In the interest of product development and improvement we reserve the right to technically modify products.

osmo® 