

FREE  
COPY

# WOOD MEETS COLOUR

TIPS FOR WOOD  
ENTHUSIASTS

.....  
**THE INGREDIENTS  
FOR HEALTHY LIVING**  
FACT CHECK POLYX®-OIL  
.....

**POLYX®-OIL ON THE ROAD**  
A SELF-CONVERTED CAMPERVAN  
BUILT TO TAKE A BEATING  
.....

**MIX IT UP!  
ADD COLOUR!**  
.....



# CONTENTS

## 04

NATURAL  
OILS AND  
WAXES

FACT CHECK  
POLYX®-OIL: THE  
INGREDIENTS  
FOR HEALTHY  
LIVING



## 08

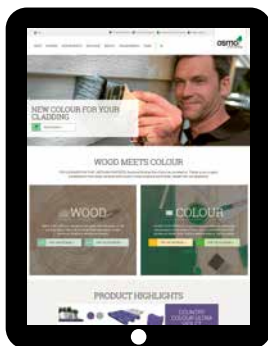
FLEXIBLE AND CASUAL  
WITH FURNITURE PALLETS



## 20

SMART AS NEVER BEFORE:  
OSMO DIGITAL

The new Osmo website



## 06

DANCING ON  
POLYX®-OIL

The perfect surface  
for high demands



## 19

A.S. WOODWORKER  
A BARREL OF JOY

A barrel sauna for the garden



### CREDITS

#### PUBLISHER

Osmo Holz und Color GmbH & Co. KG  
Affhüppen Esch 12/D-48231 Warendorf  
Telephone +49 (0)2581/922-100  
Telefax +49 (0)2581/922-200  
info@osmo.de, www.osmo.de/en

#### EDITORS

Martina Brüffer  
PHOTOS  
Osmo, Shutterstock,  
A.S. Woodworker, Vincent Matz

© 2018 GB 1.0 Technical modifications and delivery rights reserved.

Measurements, prices and illustrations are subject to change. Although we check our catalogue thoroughly, we cannot completely rule out the possibility of printing mistakes. The colour tones shown in the brochure are non-binding. In the interest of product development and improvement we reserve the right to technically modify products.




# 14

## POLYX®-OIL ON THE ROAD

A self-converted campervan built to take a beating



OSMO  
**WOOD  
COLOUR**  
2019



# 11

**ON-TREND COLOUR**  
The Osmo Wood Colour  
of the Year: Saffron

# 22

**WOODWORKING  
AT ITS FINEST**



MIX  
IT UP!  
ADD  
COLOUR!

# 16

**MIX IT UP!  
ADD COLOUR!**  
Wood Wax Finish:  
Eye-popping colours



**osmo** 



FACT CHECK: POLYX®-OIL:

# THE INGREDIENTS FOR HEALTHY LIVING

OSMO POLYX®-OIL PROTECTS WOODEN FLOORING EFFECTIVELY AND DURABLY AGAINST DIRT, STAINS AND WEAR. AT THE SAME TIME IT HELPS TO CREATE A HEALTHY LIVING ENVIRONMENT IN YOUR OWN HOME.

To give you, the consumer, the opportunity to see the quality and safety of our products for yourself, we publish lists of our ingredients on the internet. These “full declarations” including ingredients and the corresponding certificates and accreditations can be found at [www.osmo.de/en](http://www.osmo.de/en)

The name Osmo has stood for more than 100 years for reliable wood products, and for over 50 years for high quality and safe wood finishes. For your trust, we would like to thank our customers round the world – by providing the most transparency possible. You deserve it.



FOR YOUR  
HEALTH

## HOW OSMO POLYX®-OIL SUPPORTS A HEALTHY LIVING ENVIRONMENT:

- > Polyx®-Oil is based on natural waxes that have been approved for the food industry
- > Safe for humans, animals and plants/suitable for children's toys (according to German DIN 53160 and DIN EN 71.3)
- > No harmful biocides, no preservatives or aromatic compounds
- > Food safe (Euro Norm EN 1186)
- > No allergy-causing turpentine oils





NATURAL  
OILS AND  
WAXES

FOOD SAFE  
NO AROMATIC  
COMPOUNDS,  
NO PRESERVATIVES

# INGREDIENTS EXPLAINED IN SIMPLE LANGUAGE

## 1. THE BASIS: NATURAL OILS AND WAXES

Natural oils and waxes are the most important ingredients in Polyx®-Oil. Sunflower oil, soybean oil and thistle oil act as binding components and penetrate deep into the wood. Carnuba and candelilla waxes protect the wood from outside and ease care and maintenance. To improve wax pliability, we have added high quality paraffin.

## 2. FOR BRUSHABILITY: SOLVENTS

Solvents are necessary to facilitate applications with a brush. In our products, we use benzene-free dearomatized white spirit. This type of white spirit is free of harmful aromatic compounds and nearly odourless. When the finish dries, the white spirit evaporates. We forego the use of any allergy-causing "natural solvents", such as orange oils or turpentine oil, because turpentine oil is known to be a main cause of dermatitis.

## 3. A DAB OF COLOUR: EARTHS

For the subtle colouring effect of Polyx®-Oils, we use clay rock and earths of mineral origin. All earths are freed of any possible traces of heavy metals and are therefore completely safe.

## 4. AS FEW ADDITIVES AS POSSIBLE

To improve technical properties, small amounts of additives are put into a product. Osmo is extremely conservative with additives. In Polyx®-Oil, you will not find any preservatives, aromatic compounds or biocides. The tiniest amount of additives is still needed to ensure that Polyx®-Oil dries evenly, does not form a film and repels water. We do not use any additives classified as toxic or very toxic in any Osmo product.



### WHAT YOU CAN RELY ON:

- > *Transparent full declarations at [www.osmo.de/en](http://www.osmo.de/en)*
- > *Product development, production and quality control exclusively in own Osmo production facilities in Münster*
- > *Made in Germany*



# Dancing on Polyx<sup>®</sup>-Oil



FOR PROFESSIONAL DANCERS,  
FLOOR CONDITIONS CAN  
MEAN VICTORY OR DEFEAT IN  
A COMPETITION. HOWEVER  
FOR AMATEUR DANCERS, IT  
IS JUST AS IMPORTANT THAT  
DANCEFLOORS ARE NEITHER  
TOO SMOOTH NOR TOO ROUGH.  
EVERYONE SHOULD BE ABLE TO  
MOVE FREELY AND SECURELY.



*Application videos can be  
found at [www.osmo.de/en](http://www.osmo.de/en)  
or on YouTube*

**Polyx®-Oil Original in four  
gloss levels:**

- 3011 Clear Glossy,
- 3032 Clear Semi-Matt,
- 3065 Clear Satin,
- 3062 Clear Matt



At Tanz- und Turnierclub München (TTC), one of Germany's most successful dancesport clubs, special attention is given to flooring conditions. When the club moved into a new dance studio in March 2017, they sought consultation in floor coverings and surfaces. For their amateur and professional dancers, only the best would do, and so the Oak sprung floor was treated with Osmo Polyx®-Oil Original.

## PERFECT FLOORING

"The flooring is perfect," says German ballroom dance champion Anton Skuratov, who only had praise for the floors in the new studio. "They are not too slippery and not too grippy, and everywhere it is the same." Andrzej Cibis, well-known personality from the German television programme "Let's Dance", agrees with him. Indeed Latin dancers prefer somewhat rougher floors than ballroom dancers. However, provisions for such preferences can be made by dancers through the choice and the care of their shoe soles – but not with alternating smooth and rough patches on the floor.

"With Polyx®-Oil, we can provide our dancers with a dancefloor that is overall uniformly smooth, and that will last for a long time," explains Club President Michael Schülke. In traditional methods, wax is scattered and worked into wooden flooring. In very little time, a waxed floor has areas that are too smooth and others that are too rough. Plus, the wax gets stuck in the soles of the dancers' shoes and always needs to be brushed out again.

With Polyx®-Oil, this does not happen. The oil penetrates deep into the wood and holds the wax in where it belongs: on the floor. Even when dancers spin round and round on the one place, the sole stays clean and free of wax.

## CARE AND DURABILITY

### SO THE JOYS OF DANCING LAST A LONG TIME

Routinely the dance hall is swept and occasionally mopped with Osmo Wash and Care. Street shoes are not allowed in the dance hall. Small dents can be simply sanded away and re-oiled on the spot. After a year and a half, the dancesport club will have to refresh the floor finish with Polyx®-Oil. This is also what we as producers recommend.

## FOR LATIN, BALLROOM, BREAK DANCE AND BALLET

The even surface reduces the risk of injury and makes dancing easier for dancers of all disciplines. Latin dancers find the much needed grip on high heels; ballroom couples glide over the dancefloor effortlessly. Break dancers feel just as safe performing their acrobatic moves on the floor as ballet children and line dancers do.

"Of course, the flooring faces a lot of strain," says Club President Schülke. "Serious sport is done here. Day after day the flooring has to absorb the shock of jumps as well as withstand turns and high heels. Even after many months of intensive use, Polyx®-Oil has completely proven its worth. Our dancers are ecstatic."



# FLEXIBLE AND CASUAL WITH FURNITURE PALLETS





Everything in its place: Furniture Pallets can be used in countless ways, as cup holders, magazine racks, and, and, and...



The space you need: pallet furniture can be set up and taken apart as you please.



Practical and stylish: even as a coffee table, Furniture Pallets make a bold statement.

DO YOU ENJOY HAVING COMPANY OVER? THEN FURNITURE PALLETS ARE JUST THE THING FOR YOU. WITH A CORNER SOFA MADE OF OSMO FURNITURE PALLETS, YOUR FRIENDS CAN VISIT WHENEVER THEY LIKE. THERE ARE ALWAYS ENOUGH PLACES FOR EVERYONE TO SIT – AND EVEN A GUEST BED CAN BE SET UP AT A PINCH.

In contrast to large bulky couches, Furniture Pallets offer flexibility in the amount of space required and can be adjusted to suit homeowners' needs. And so they can use the entire length of the wall or create room divider.

If you are moving or just do not like the look of your living room, you can easily dismantle pallets and rearrange them. Plus, when you need to use the room for a different purpose, they can be stacked to save space.

Also a guest bed can be set up in a flash. For a 1.20 m x 2.40 m bed, you only need three pallets. Stack two Furniture Pallets on each other, add a glass plate on top, and you have a coffee table. For a shelf, just simply shove some narrow boards into the pallet.

## INDUSTRIAL LIFESTYLE

**Ideas with charm:** factory lighting, lofts in refurbished industrial buildings or old industrial ports as shopping centres, the industrial lifestyle has a flair and charm of its very own. And simple wooden pallets have formed the basis of timeless comfortable furniture for many years. Their appearance may be plain and rustic, but as furniture pieces, they reflect the current zeitgeist of the industrial lifestyle. As a contribution to sustainability in everyday life, their use follows the current upcycling trend.




## ASSEMBLED IN A FLASH: FURNITURE PALLETS TURN YOUR HOUSE INTO A HOME.

Osmo Furniture Pallets differ from ordinary transport pallets in their fine workmanship and their high-quality surface finish. The softwood is dry, free of splinters and factory finished.

Furniture Pallets are coated at the Osmo production facilities with a microporous dark grey or white oil finish. They only have to be unpacked, put together and perhaps fixed with a few screws. Time-consuming sanding works and surface finishing can be skipped. From the very beginning, Osmo Furniture Pallets have a great look and are ready to be transformed into clever furniture designs.

If you decide to recoat Osmo Furniture Pallets in a different colour, this is significantly easier and requires less finish than coating the raw, coarse wood of transport pallets. They can be refinished with other wood finishes from Osmo without any difficulties. For inside the home, Osmo Wood Wax Finish is highly recommended. It comes in a variety of trendy colours.

For the choice of cushions, you can let your imagination run free. A particularly harmonious setting is created in rooms when furniture cushions pick up the same colour that is in curtains or rugs.



*Furniture pallets develop a charm of their very own in older buildings, where they melt various materials together.*

*Even a witty shelf can be created with Furniture Pallets.*



### ADVANTAGES OF OSMO FURNITURE PALLETS:

- > Ready to use
- > Made of dry, planed softwood
- > Factory finished in white or anthracite-grey, without biocides
- > For use indoors and in covered outdoor areas
- > Recoatable



# ON-TREND COLOUR

Living with wood and colour: for over 140 years, we have been working on this topic. For the first time, Osmo presents the Wood Colour of the Year. In 2019, our designers would like to draw attention to the colour Osmo Saffron. This rich yellow colour with nuances of orange warms the soul and harmonizes perfectly with wood.

Osmo are the only producers to use wood finishes from their own product development and production to coat their wood products. The finish production facilities are located in Münster, Germany. Here natural oils and waxes are mixed with pigments, formulations tried and long-term tests assessed. All ingredients can be found listed in full declarations on the internet.

After all, honesty is our most valuable asset. The development of wood finishes does not only lie in the hands of chemists and wood technicians. Honest finishes and modern design go hand in hand. Our designers and architects travel round the world visiting international trade fairs and industry forums to learn about the latest trends. Back in Münster, they sit down together with wood technicians and discuss which ideas suit the Osmo product range. Through it all, they follow the same goal: ensuring that you feel relaxed and comfortable in your own home.

OSMO  
WOOD  
COLOUR  
2019



\*  
*From an order amount of  
2.5 litres, Osmo Wood  
Wax Finish in Saffron is  
available from your local  
Osmo dealer.*

## LIKE SUN AND EARTH: YELLOW AND WOOD

Osmo Saffron is the Wood Colour of the Year 2019. This warm yellow colour with a touch of orange adds a feeling of openness and simplicity into modern interior design. It brings sunshine into your house and harmonizes perfectly with raw wood. Also leather and fabrics in rich brown go well together with this yellow colour. Osmo Saffron suits darker and reddish wood species really well. Want to bring antique furniture in tune with new plain wood furniture? Osmo Wood Wax Finish in Saffron offers you a solution: Leave the dark wood of your antique treasures the way it is, and apply two coats of Wood Wax Finish for an intense colour to the light-coloured wood of the new furniture. Now a harmonious mix of old and new with a personal touch has been created.




*2019 brings in the sun with warm yellows: at the Fashion Week, nothing goes without the on-trend colour yellow, often in combination with earthy browns.*

*These wood species really suit Osmo Wood Wax Finish Saffron: Walnut, Kempas, European Oak and Maple.*



*A yellow table top turns your old treasures into design classics in a retro look.*



*This is what a well-balanced interior looks like: real wood panelling and bedside bench finished with Osmo Wood Wax Finish in Saffron. One coat makes the wood grain stand out.*

## INSPIRATION FOR CREATIVE ROOMS

Wood and colour soothe the soul. Natural wood flatters the senses; colour brightens your spirits. Yellow stands for cheerfulness and freedom; a subtle touch of orange makes the colour feel warmer. Osmo Wood Wax Finish is ideal for all interior wood surfaces. One coat achieves a transparent


colour; a further coat intensifies the colour. Keep in mind that the colour will look a little different on various wood species. On light-coloured wood, it develops more luminance; on darker species, the earthy, warmer character is more pronounced. It is best to try the finish out on a hidden spot.



*Saffron and grey stand for a clear mind and concentration – just the thing for an office corner in the living room.*



*Your door, your Saffron, your lifestyle: a bright wood door adds a bold accent. Two coats create an intense colour.*



# POLYX<sup>®</sup>-OIL ON THE ROAD

**A SELF-CONVERTED CAMPERVAN BUILT TO TAKE A BEATING**

## **GET A VAN, CONVERT IT AND HIT THE ROAD**

“Get a van – hit the road.” And with these words Vincent Mats said goodbye to his school life after completing school. The dream became reality faster than expected. For nine months he drove a VW T4 as a wheelchair transporter. When the van was put up for sale, car dealers were sent off running by his co-workers: “Vincent has his name on the van!” – “I’m so grateful for what they did,” says Vincent.

Since then Vincent has travelled 136,000 km in more than 20 countries with his van. Over the years, he has continued to add details to the once austere van. “Without so much as a garage, most of the conversion took place out on the pavements of Hamburg. Which led to a lot of great contacts and even

some friendships,” he laughs. A three-month work experience at a joiner’s workshop gave Vincent the decisive impulse for more attention to detail in the interior design.

## **TWO MONTHS, TWO COUNTRIES AND OSMO POLYX<sup>®</sup>-OIL ORIGINAL**

For two months, Vincent and his girlfriend were on the road in Portugal and Morocco last summer. The van mastered flooded slopes in the Atlas Mountains of Africa as well as sandstorms in the Sahara. And even the flooring in the van had a lot to contend with: leaking water canisters, knocked over glasses, sandy shoes. “It all went really well,” evaluates Vincent. For the interior, he used bamboo panels treated with Osmo Polyx<sup>®</sup>-Oil Original 3065 Clear semi-matt.



*The VW T4 van does not have four-wheel drive – hence the name “T4 SyncNo” for Vincent’s Instagram account.*



*Many dream of transforming a minivan into an own campervan. There are loads of inspiring web-pages and blogs. Interesting ideas, building plans and places to share can be found there.*



## COMFORTABLE LIVING IN BAMBOO AND POLYX®-OIL ORIGINAL

In 2017 Vincent and his girlfriend completely dismantled the van. For the floor and the worktops of the kitchenette, they used 15-mm-thick three-layer panels made of bamboo, and for the roof lining, a modified bamboo mat.

*To cook, sleep and live, Vincent and his girlfriend need less than 5 sq metres. But mornings when he opens the door, they look straight out of their bed into the never-ending vastness of the Sahara.*

## BAMBOO - THE ALTERNATIVE FOR WOOD

Bamboo is flexible in shape and form, and is highly impact and scratch-resistant; plus in comparison with wood, it is more resistant to wear and moisture – a clear advantage on the road. Due to the higher density of bamboo, it is important to apply an especially thin coat.

## KNOWLEDGE AND CONSULTATION FROM OSMO

Vincent values natural and safe materials, and at the same time, he also wanted a durable surface fit for travel. Wood technicians at Osmo suggested to him that he should use Polyx®-Oil Original to protect the bamboo panels. "Through the coating, the bamboo developed a surface that is pleasant to the touch," he explains. "And it protected the panel really well against damage on our long journeys."



MIX  
IT UP!  
ADD  
COLOUR!







\* By the way: Osmo Wood Wax Finish is safe for the whole family when dry. It can even be used on children's toys.

## IS IT TIME FOR A CHANGE? SHOULD YOUR ROOMS BE JUST AS COLOURFUL AS YOUR LIFE IS? THEN GET STARTED. ALL YOU NEED IS A CAN OF OSMO WOOD WAX FINISH IN THE COLOUR OF YOUR CHOICE AND A BRUSH.

Turn boring old wood furniture into a one-of-a-kind individual piece. No need to be a wood technician or have any experience in renovating. Osmo Wood Wax Finish was made specifically with you in mind – experiment-loving people who want to effortlessly bring colour into their lives. No matter if furniture, doors or picture frames: anything made of wood can be coated with it.

The wood finish does not need primer and it does not have to be thinned or mixed with other components before finishing. It will not dry too fast or too slow so you do not have to fear blotting or sticky surfaces. Plus, it can be applied with a brush, roller or a lint-free cloth without any difficulties.

## GET A MOVE ON: CHOOSE A COLOUR. OPEN THE CAN. STIR WELL. COAT. DONE!

The only prerequisite: the furniture piece must be thoroughly cleaned. It is best to remove all handles and knobs before finishing. Raw wood furniture can be coated directly with Wood Wax Finish. This also applies for wood that has been coated with another wood finish from Osmo. Only water-based lacquers or any other unknown types of finish must be sanded off prior to the application.

## YOUR OWN PERSONAL STYLE

We have saved the best for last: decorating your new favourite furniture piece with your own personal treasures. Concentrate on one theme. You can always redecorate when you feel like it. Do you have collection of coloured glass bottles? With a spotlight behind them – or a candle – they create a special mood. Or how about a framed picture of your friends combined with some souvenirs from your last holiday together? Or what about lining up all of your perfume bottles or lipsticks? Or your model cars? Or, or, or... do whatever you like.

\* Osmo Wood Wax Finish is available in 10 intense and 15 transparent colours.



# EYE-POPPING COLOURS

The most important first: to find your own personal style, you can mix or combine all Osmo Wood Wax Finish colour tones with each other. So, for example, a mixture of the Osmo colours Blue, Yellow and Snow results in a bright turquoise.

And if you do not feel like mixing colours, you can find in Osmo range Wood Wax Finish in many different colour tones. There are transparent wood colours, soft pastel colours and bold primary colours to choose from. After one coat, you can still see the wood grain. A more intense colour is achieved with a second coat.



You think a green sideboard with daps of blue would look great? Well, then by all means. First you need to coat green the surface with a roller and allow to dry overnight. On the next day, dap a brush with blue on top of the green. And if you suddenly have a new idea: Wood Wax Finish can be recoated easily without any sanding.



*Colour mixture  
for turquoise:*

*100g Wood Wax Finish 3188 Snow,  
30g Wood Wax Finish 3125 Blue,  
10g Wood Wax Finish 3105 Yellow.*



A. S. WOODWORKER

# A BARREL OF JOY



Blogger Andre Schwabe, aka A.S. Woodworker, likes to use Osmo wood finishes to preserve the products of his wood-working talents. His latest idea: a barrel sauna coated with Osmo Decking-Oil 006 Bangkirai natural shade.

Andre Schwabe loves working with wood and he loves his garden. When he is not away with his family on holiday, he uses every free minute he has to make his garden even more liveable with the help of wood. This summer he planned to take on two projects: an outdoor kitchen and a sauna.

With a kitchen and a sauna, the garden becomes a place where you want to relax, even in the winter. Is there anything nicer than hopping out of an outdoor sauna on a snowy winter's day? The outdoor kitchen can also be used on cooler days because it is equipped with large glass windows.

Andre Schwabe decided to build a barrel sauna and to use an assembly kit. Still, the handling of the steel tightening bands and the interior fixtures require some experience. After all, all fixtures – from benches to floor grid – had to be adjusted to fit into the round shape of the sauna barrel.

To protect the exterior of the sauna against rain and weather, Andre Schwabe coated it with non-biocidal Decking-Oil 006 Bangkirai. At the same time it retains through the oil a beautiful brown-red colour. Also, the round roof of the barrel is covered with shingles.

*Why round? Barrel saunas for the garden are gaining popularity. This is for more than one reason: first of all air circulates better in a barrel than in a cube – the heat will not get trapped in the corners. This improves the sauna climate and shortens the heat-up phase. Plus barrel saunas are relatively easy to assemble and do not require much space. After all, they do add a unique accent to any garden.*



[www.instagram.com/andre.schwabe](https://www.instagram.com/andre.schwabe)





INFORMATIVE



RESPONSIVE



INTUITIVE

# SMART AS NEVER BEFORE: OSMO DIGITAL

How long does it take for flooring to dry? Where can I still get floorboards really fast? How much finish do I need to coat 20 square metres of wall panelling, and what will that cost me? ...

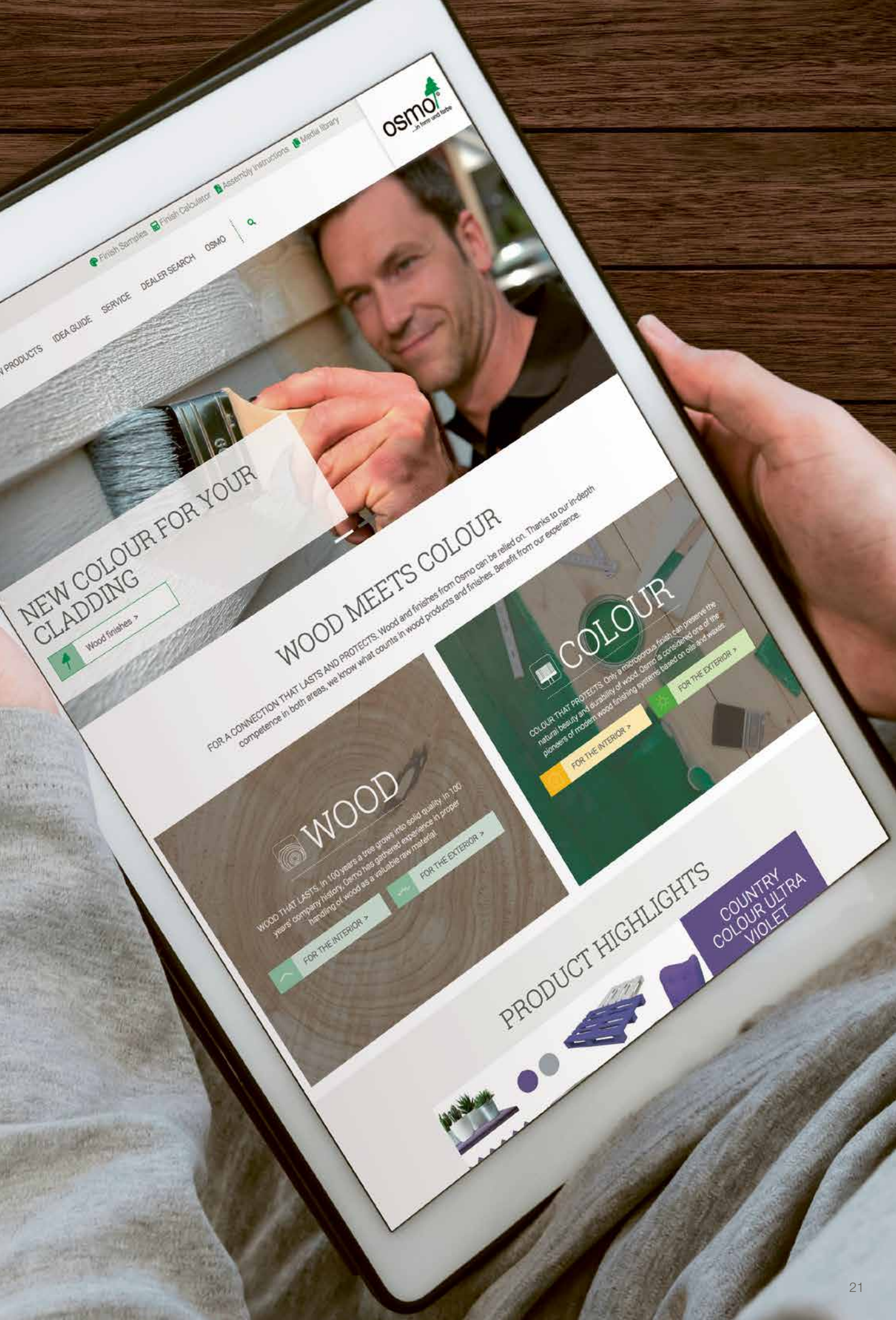
In the middle of a stressful renovation, answers to such questions and much more can be found quickly and easily. The Osmo website has been completely revamped, so information about all products can be retrieved right at the building site on your phone or tablet.

Wood or wood finish, interior or exterior – the clear, concise navigation takes you intuitively to the information you are looking for. Or just simply use the search function.

For those times when you suddenly do not know how to get any further, take the opportunity to look over the expert's shoulder by watching our instructional videos. In case you really want to know it all, accreditations, certificates, lists of ingredients and full declarations for each product can also be found on the website. Plus you can order sample bags or subscribe to our newsletter full of latest developments and news.

Check it out for yourself:

**[WWW.OSMO.DE](http://WWW.OSMO.DE)**



# NEW COLOUR FOR YOUR CLADDING

Wood finishes >

# WOOD MEETS COLOUR

FOR A CONNECTION THAT LASTS AND PROTECTS. Wood and finishes from Osmo can be relied on. Thanks to our in-depth competence in both areas, we know what counts in wood products and finishes. Benefit from our experience.

## WOOD

WOOD THAT LASTS. In 100 years a tree grows into solid quality. In 100 years' company history, Osmo has gathered experience in proper handling of wood as a reliable raw material.

FOR THE INTERIOR >

FOR THE EXTERIOR >

## COLOUR

COLOUR THAT PROTECTS. Only a micro-porous finish can preserve the natural beauty and durability of wood. Osmo's patented line of the pioneers of modern wood finishing systems based on oils and waxes.

FOR THE INTERIOR >

FOR THE EXTERIOR >

# PRODUCT HIGHLIGHTS

COUNTRY COLOUR ULTRA VIOLET

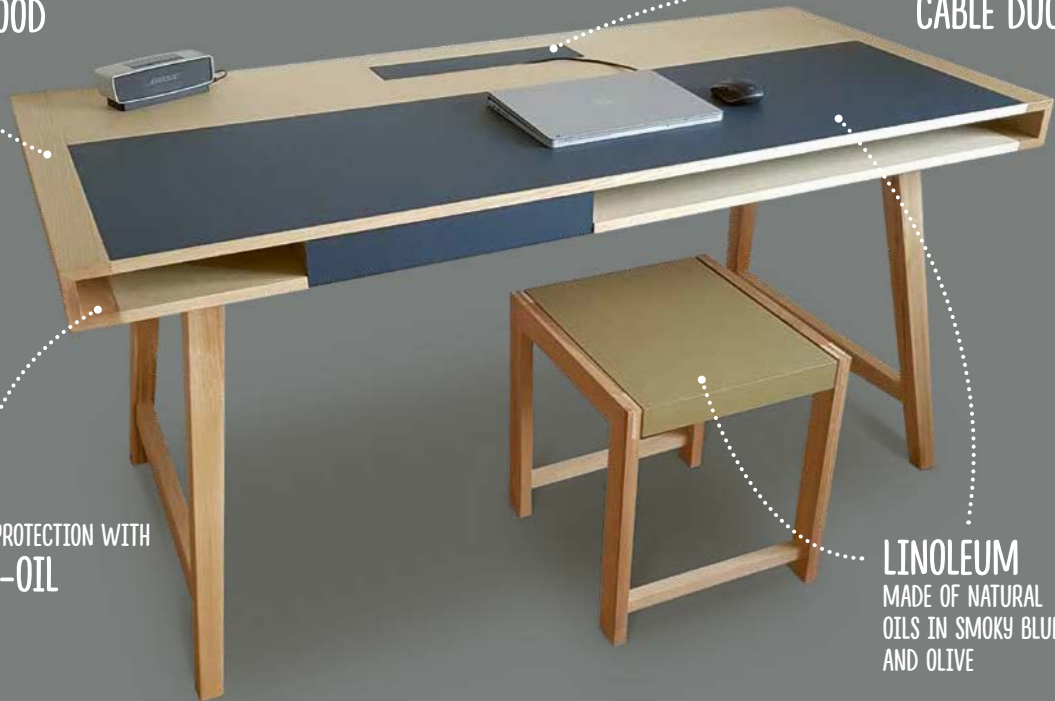




# WOODWORKING AT ITS FINEST

QUALITY  
ASH WOOD

PRACTICAL  
CABLE DUCT



FINISH & PROTECTION WITH  
POLYX®-OIL

LINOLEUM  
MADE OF NATURAL  
OILS IN SMOKY BLUE  
AND OLIVE



At Osmo we are always pleased to receive letters from people telling us that they have created something beautiful with our products. This desk made by journeyman cabinet maker Piet Kleinfenn from Münster is a perfect example of such a project.

The airiness, modern spirit and high class workmanship exhibited in this furniture piece are what impressed us most. The minimalistic design highlights the natural character of the Ash wood. Coloured accents are created through linoleum surfaces in Smokey Blue. Piet Kleinfenn used this material for the writing surface, drawer front and the cable outlet flap in the back.

For his desk, the young cabinet maker placed great importance in the use of natural, high-value materials: quality wood, linoleum made of natural oils – and Osmo Polyx®-Oil for the surface treatment. Polyx®-Oil brings out the beautiful grain in Ash wood and protects the journeyman's piece against dirt and wear.

Piet Kleinfenn built the desk as the examination piece to complete his cabinet maker apprenticeship at LMC Caravan in Sassenberg, Germany. The furniture piece was such a success that the local guild of joiners and cabinet makers put it on display as one of the most beautiful journeyman's pieces in the area from the year 2018.

Congratulations, Piet!

# OUR BROCHURES



## FLOORING: OPTIMAL PROTECTION

Instructions and tips for the care of your valuable wooden flooring. In addition you will also find out how to colour flooring, to carry out spot repairs and how to re-oil floors.



## NATURAL WOOD FINISHES

An overview of our natural wood finishes for inside the home.



## NATURAL WOOD FINISHES

An overview of our natural wood finishes for cladding and garden areas.





Osmo Holz und Color GmbH & Co. KG  
Affhüppen Esch 12/D-48231 Warendorf  
Telephone +49 (0)2581 / 922-100  
Telefax +49 (0)2581 / 922-200  
info@osmo.de, www.osmo.de

osmo<sup>®</sup> 